

16 200m Freestyle Women Final

Official

13 Years New Zealand Short **2:03.57**
 13NZR Course Record
 2017-10-03

Erika Fairweather
 NEPOT

14 Years New Zealand Short **2:01.94**
 14NZR Course Record
 2009-09-30

Sophia Batchelor
 AQGCB

Open New Zealand Short **1:54.24**
 NZR Course Record
 2022-12-14 Melbourne

Erika Fairweathe..
 NEPOT

18 Years New Zealand Short **1:54.24**
 18NZR Course Record
 2022-12-14

Erika Fairweather
 NEPOT

Show more

Qualified

Summary


1 C Final



Official


heat Started at: 07:17 PM (- 3 min)

Lane	Competitor	Age	Club	RT	FINA	Rank	Result
0	Annie Jenc...	20	Nga ...	+0.77		9	2:08.92
	25m: 13.78		50m: 29.30 (15.52)				
	75m: 45.10 (15.80)		100m: 1:01.50 (16.40)				
	125m: 1:18.15 (16.65)		150m: 1:35.18 (17.03)				
	175m: 1:52.05 (16.87)		200m: 2:08.92 (16.87)				
1	Sophie Hay	16	Hamil...	+0.76		8	2:07.31
	25m: 14.29		50m: 29.53 (15.24)				
	75m: 45.15 (15.62)		100m: 1:01.48 (16.33)				
	125m: 1:17.73 (16.25)		150m: 1:34.62 (16.89)				
	175m: 1:51.12 (16.50)		200m: 2:07.31 (16.19)				
2	Taylor Broc...	15	Tasm...	+0.76		6	2:06.80
	25m: 13.79		50m: 29.12 (15.33)				
	75m: 45.04 (15.92)		100m: 1:01.41 (16.37)				
	125m: 1:18.18 (16.77)		150m: 1:34.73 (16.55)				
	175m: 1:50.90 (16.17)		200m: 2:06.80 (15.90)				
3	Brooke Miles	18	Nga ...	+0.71		3	2:05.61
	25m: 13.73		50m: 28.78 (15.05)				
	75m: 44.49 (15.71)		100m: 1:00.43 (15.94)				
	125m: 1:16.34 (15.91)		150m: 1:32.65 (16.31)				
	175m: 1:49.36 (16.71)		200m: 2:05.61 (16.25)				
4	Emilia Finer	18	Nept...	+0.71		5	2:06.47
	25m: 14.22		50m: 29.83 (15.61)				
	75m: 45.73 (15.90)		100m: 1:01.81 (16.08)				
	125m: 1:18.13 (16.32)		150m: 1:34.51 (16.38)				
	175m: 1:50.98 (16.47)		200m: 2:06.47 (15.49)				
5	Sara Jame...	17	Unite...	+0.70		7	2:06.82
	25m: 13.98		50m: 29.26 (15.28)				
	75m: 44.97 (15.71)		100m: 1:01.19 (16.22)				

125m: 1:17.47 (16.28) 150m: 1:34.16 (16.69)
175m: 1:50.71 (16.55) 200m: 2:06.82 (16.11)

6  Amelia Black 17 Wav... +0.75 2 2:05.54
25m: 14.06 50m: 29.60 (15.54)
75m: 45.19 (15.59) 100m: 1:01.17 (15.98)
125m: 1:17.30 (16.13) 150m: 1:33.54 (16.24)
175m: 1:49.94 (16.40) 200m: 2:05.54 (15.60)

7  Olivia Swe... 17  Howi... +0.77 4 2:05.94
25m: 13.97 50m: 29.46 (15.49)
75m: 45.09 (15.63) 100m: 1:01.34 (16.25)
125m: 1:17.28 (15.94) 150m: 1:33.79 (16.51)
175m: 1:50.16 (16.37) 200m: 2:05.94 (15.78)

8  Holli Macdo... 16 Enter... +0.76 10 2:10.53
25m: 14.01 50m: 29.79 (15.78)
75m: 46.16 (16.37) 100m: 1:02.60 (16.44)
125m: 1:19.49 (16.89) 150m: 1:36.48 (16.99)
175m: 1:53.83 (17.35) 200m: 2:10.53 (16.70)

9  Neve Tassi... 17  Nga ... +0.72 1 2:04.84
25m: 13.81 50m: 29.09 (15.28)
75m: 44.55 (15.46) 100m: 1:00.67 (16.12)
125m: 1:16.79 (16.12) 150m: 1:33.18 (16.39)
175m: 1:49.11 (15.93) 200m: 2:04.84 (15.73)

2 B Final

heat Started at: 07:21 PM (- 3 min)

Official

Lane	Competitor	Age	Club	RT	FINA	Rank	Result
0	 Alyssa Tap... 16  St P... +0.72 9 2:07.54 25m: 14.13 50m: 29.62 (15.49) 75m: 45.29 (15.67) 100m: 1:01.66 (16.37) 125m: 1:17.96 (16.30) 150m: 1:34.81 (16.85) 175m: 1:51.45 (16.64) 200m: 2:07.54 (16.09)						

1  Dijana Maz... 17 Bark... +0.67 2 2:02.23
25m: 13.17 50m: 28.10 (14.93)
75m: 43.64 (15.54) 100m: 59.52 (15.88)
125m: 1:15.44 (15.92) 150m: 1:31.38 (15.94)
175m: 1:46.92 (15.54) 200m: 2:02.23 (15.31)

2  Abbie King ... 15 Tasm... +0.74 5 2:04.11
25m: 13.48 50m: 28.33 (14.85)
75m: 43.96 (15.63) 100m: 59.96 (16.00)
125m: 1:15.95 (15.99) 150m: 1:32.33 (16.38)
175m: 1:48.67 (16.34) 200m: 2:04.11 (15.44)

3  Brooke Ben... 16  Vikin... +0.73 4 2:03.34
25m: 13.85 50m: 28.69 (14.84)
75m: 44.27 (15.58) 100m: 59.95 (15.68)
125m: 1:15.89 (15.94) 150m: 1:32.01 (16.12)
175m: 1:48.06 (16.05) 200m: 2:03.34 (15.28)

4  Molly Shivr... 20  Mt M... +0.72 1 2:01.20
25m: 13.21 50m: 27.69 (14.48)
75m: 42.71 (15.02) 100m: 58.18 (15.47)

125m: 1:13.82 (15.64) 150m: 1:29.50 (15.68)
175m: 1:45.79 (16.29) 200m: 2:01.20 (15.41)

5  Bella Wans... 17  Aqua... +0.80 3 2:02.69
25m: 13.60 50m: 28.70 (15.10)
75m: 44.06 (15.36) 100m: 59.68 (15.62)
125m: 1:15.46 (15.78) 150m: 1:31.35 (15.89)
175m: 1:47.32 (15.97) 200m: 2:02.69 (15.37)

6  Nina De Co... 15  St P... +0.70 6 2:05.16
25m: 13.66 50m: 28.91 (15.25)
75m: 44.64 (15.73) 100m: 1:00.74 (16.10)
125m: 1:16.68 (15.94) 150m: 1:32.63 (15.95)
175m: 1:48.93 (16.30) 200m: 2:05.16 (16.23)

7  Chloe Peters 15  Hamil... +0.49 8 2:07.36
25m: 13.56 50m: 28.96 (15.40)
75m: 44.98 (16.02) 100m: 1:01.32 (16.34)
125m: 1:17.65 (16.33) 150m: 1:34.32 (16.67)
175m: 1:51.05 (16.73) 200m: 2:07.36 (16.31)

8  Talitha McE... 17  Mt M... +0.74 10 2:07.84
25m: 13.78 50m: 28.95 (15.17)
75m: 44.82 (15.87) 100m: 1:01.20 (16.38)
125m: 1:17.97 (16.77) 150m: 1:34.84 (16.87)
175m: 1:51.70 (16.86) 200m: 2:07.84 (16.14)

9  Pippa Nicol 18  Mt M... +0.80 7 2:06.46
25m: 13.98 50m: 29.30 (15.32)
75m: 45.05 (15.75) 100m: 1:01.10 (16.05)
125m: 1:17.35 (16.25) 150m: 1:33.78 (16.43)
175m: 1:50.31 (16.53) 200m: 2:06.46 (16.15)

3 A Final



heat Started at: 07:25 PM (- 2 min)

Official

Lane	Competitor	Age	Club	RT	FINA	Rank	Result
0	 Keira Allott	18	 Mt M...	+0.78		8	2:02.90 25m: 14.10 50m: 29.14 (15.04) 75m: 44.55 (15.41) 100m: 1:00.17 (15.62) 125m: 1:15.84 (15.67) 150m: 1:31.68 (15.84) 175m: 1:47.55 (15.87) 200m: 2:02.90 (15.35)

1  Laura Littlej... 19  St P... +0.66 5 2:00.62
25m: 13.33 50m: 28.35 (15.02)
75m: 43.65 (15.30) 100m: 58.99 (15.34)
125m: 1:14.46 (15.47) 150m: 1:29.86 (15.40)
175m: 1:45.37 (15.51) 200m: 2:00.62 (15.25)

2  Eva Allan 17  Unite... +0.71 7 2:01.58
25m: 13.33 50m: 28.49 (15.16)
75m: 43.89 (15.40) 100m: 59.58 (15.69)
125m: 1:15.12 (15.54) 150m: 1:30.55 (15.43)
175m: 1:46.21 (15.66) 200m: 2:01.58 (15.37)

3  Summer O... 18  Nort... +0.68 3 1:58.92
25m: 13.40 50m: 28.09 (14.69)
75m: 43.26 (15.17) 100m: 58.69 (15.43)

125m: 1:13.86 (15.17) 150m: 1:28.99 (15.13)
175m: 1:44.19 (15.20) 200m: 1:58.92 (14.73)

4  Erika Fairw... 19  Nept... +0.72 1 1:53.07
NZR

25m: 12.71 50m: 26.63 (13.92)
75m: 40.91 (14.28) 100m: 55.34 (14.43)
125m: 1:09.88 (14.54) 150m: 1:24.56 (14.68)
175m: 1:39.14 (14.58) 200m: 1:53.07 (13.93)

5  Caitlin Deans 23  Nept... +0.76 2 1:57.03



25m: 13.41 50m: 27.91 (14.50)
75m: 42.51 (14.60) 100m: 57.37 (14.86)
125m: 1:12.23 (14.86) 150m: 1:27.29 (15.06)
175m: 1:42.31 (15.02) 200m: 1:57.03 (14.72)

6  Emma God... 26  Here... +0.67 4 1:59.13

25m: 12.92 50m: 27.77 (14.85)
75m: 42.99 (15.22) 100m: 58.50 (15.51)
125m: 1:13.84 (15.34) 150m: 1:29.27 (15.43)
175m: 1:44.46 (15.19) 200m: 1:59.13 (14.67)

7  Ruby Heath 23  Nept... +0.65 6 2:01.11

25m: 13.75 50m: 28.92 (15.17)
75m: 43.98 (15.06) 100m: 59.32 (15.34)
125m: 1:14.70 (15.38) 150m: 1:30.49 (15.79)
175m: 1:45.91 (15.42) 200m: 2:01.11 (15.20)

8  Milana Tap... 17  St P... +0.76 9 2:03.21

25m: 13.89 50m: 29.13 (15.24)
75m: 44.51 (15.38) 100m: 1:00.46 (15.95)
125m: 1:16.01 (15.55) 150m: 1:31.93 (15.92)
175m: 1:47.77 (15.84) 200m: 2:03.21 (15.44)

9  Olivia Emm... 15  Hamil... +0.74 10 2:03.22

25m: 13.59 50m: 28.57 (14.98)
75m: 44.20 (15.63) 100m: 1:00.19 (15.99)
125m: 1:16.23 (16.04) 150m: 1:32.30 (16.07)
175m: 1:48.20 (15.90) 200m: 2:03.22 (15.02)